



# Physical Distancing



Maximum  
capacity in this  
room is

# Smoking Area Safety



Practice physical distancing when smoking



Avoid touching your face



Sanitize hands after smoking before entering the building


# COVID-19 Prevention Tip

## Clean and Disinfect


Clean frequently touched  
objects and surfaces using  
company provided cleaning  
and disinfectant solutions



# Physical Distancing




6'



**AVOID CONTACT  
WITH OTHERS**



**AVOID CROWDED  
PLACES**



**AVOID CONTACT  
WITH SICK PEOPLE**

# COVID-19 Food Safety



Please make sure to clean all handles before and after each use



REFRIGERATOR



MICROWAVE




WASH HANDS WITH WATER AND SOAP/SANITIZER, AT LEAST 20 SECONDS




DO NOT SHARE EATING UTENSILS AND FOOD

# COVID-19 Safety Tips



When using bathroom facilities, please maintain a physical distance of 6'



**WASH HANDS WITH  
WATER AND  
SOAP/SANITIZER, AT  
LEAST 20 SECONDS**



**STOP**

**COVID-19**

**HANDS** Wash them often

**ELBOW** Cough into


**FACE** Don't touch it

**FEET** Stay 6' away



**FEEL** Sick? Stay at home

# COVID-19

# Temperature Screening




# COVID-19 Temperature Screening



# COVID-19

# Temperature

# Screening





# Face Mask

???

WHY



WHO



WHERE

- Does not protect eyes
- Reduces risk of the wearer from giving the virus to someone else if they were asymptomatic
- **MUST** be worn by all Employees, Visitors and Contractors
- Face masks provided upon entry, shall be worn at all times and at all locations



# Face Shield or Safety Glasses

???

WHY



WHO



WHERE

- Protects eyes, face and mouth from droplets
- Helps to reduce frequency of face touching
- Protects others if you cough or sneeze by reducing the spread of droplets
- Workers in close proximity to others where physical distancing cannot be maintained
- Not required for entry
- Supplements a face mask
- Face Shields **CANNOT** be used in place of safety glasses where impact hazards are present

# Return to Work 3 Step Process

1



**Self  
Certification**



2



**Temperature  
Check**



3



**Face Mask**



**Go To Work**

# Drinking Fountain Safety

- Only touch lever with gloved hand or elbow
- Let water run for a few seconds
- Do not touch spout with your mouth
- Clean hands afterwards with soap and water or hand sanitizer

